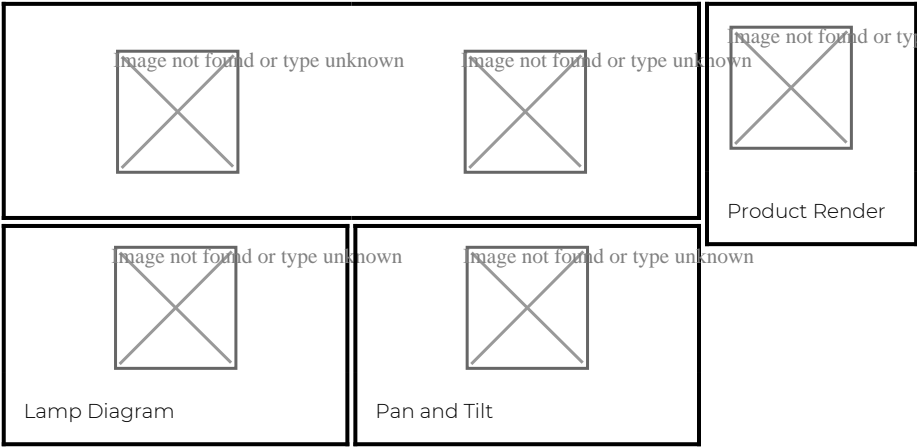


;



PHYSICAL

- WEIGHT:
- FINISH:
- MAX AMBIENT TEMPERATURE:
- CEILING CLEARANCE:
- CEILING CUT-OUT:
- CEILING THICKNESS:

CONTROL


- MOVEMENT TYPE:
- DIMMING OPTION:

SPECIFICATION


PART NO.

PRODUCT SUMMARY

DAT-



## Photometry



### Cone Diagram

## MOVEMENT

MOVEMENT TYPE:

PAN MOVEMENT RANGE:

**TILT MOVEMENT RANGE:**

PAN MOVEMENT RESOLUTION:

**TILT MOVEMENT RESOLUTION:**

PAN SPEED OF MOVEMENT:

**TILT SPEED OF MOVEMENT:**

## ELECTRICAL

**VOLTAGE REGION:**

**IEC PROTECTION CLASS:**

**LIGHT SOURCE WATTAGE:**

**MOVEMENT WATTAGE:**

**LUMINAIRE CIRCUIT WATTAGE:**

## LIGHTING

**LIGHT SOURCE:**

MIN. DISTANCE FROM TARGET:

**MODULE LUMEN OUTPUT:**

**ABSOLUTE LUMEN OUTPUT:**

**GLARE MECHANICAL CUT-OFF:**

**GLARE COMFORT CUT-OFF:**

**COLOUR TEMP:**

PART NO.

## PRODUCT SUMMARY

DAT-