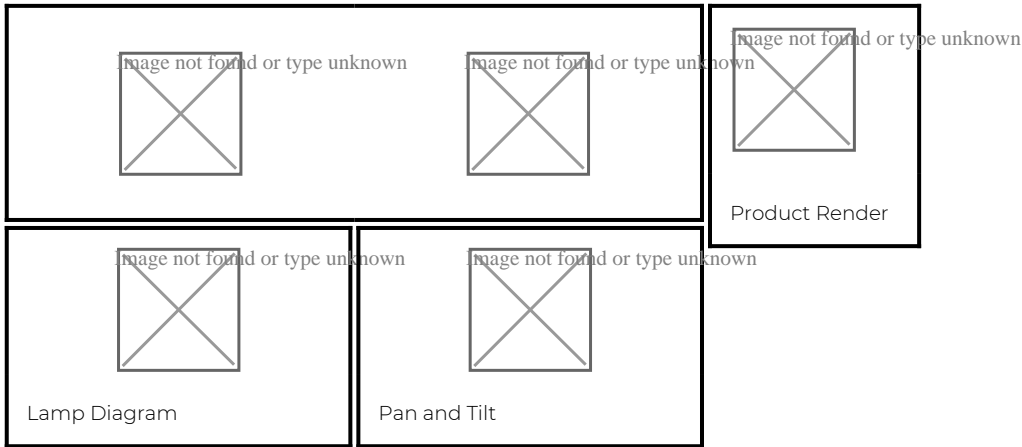


;



PHYSICAL

- WEIGHT:
- FINISH:
- MAX AMBIENT TEMPERATURE:
- CEILING CLEARANCE:
- CEILING CUT-OUT:
- CEILING THICKNESS:

SPECIFICATION

CONTROL

- MOVEMENT TYPE:
- DIMMING OPTION:


PART NO.

PRODUCT SUMMARY

DAT-


;

Image not found or type unknown



Photometry

Image not found or type unknown



Cone Diagram

MOVEMENT
MOVEMENT TYPE:
PAN MOVEMENT RANGE:
TILT MOVEMENT RANGE:
PAN MOVEMENT RESOLUTION:
TILT MOVEMENT RESOLUTION:
PAN SPEED OF MOVEMENT:
TILT SPEED OF MOVEMENT:

ELECTRICAL
VOLTAGE REGION:
IEC PROTECTION CLASS:
LIGHT SOURCE WATTAGE:
MOVEMENT WATTAGE:
LUMINAIRE CIRCUIT WATTAGE:

LIGHTING
LIGHT SOURCE:
MIN. DISTANCE FROM TARGET:
MODULE LUMEN OUTPUT:
ABSOLUTE LUMEN OUTPUT:
GLARE MECHANICAL CUT-OFF:
GLARE COMFORT CUT-OFF:
COLOUR TEMP:

PART NO. 

PRODUCT SUMMARY

DAT-